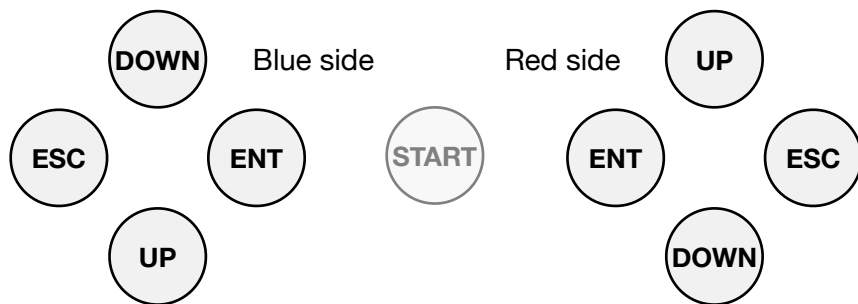



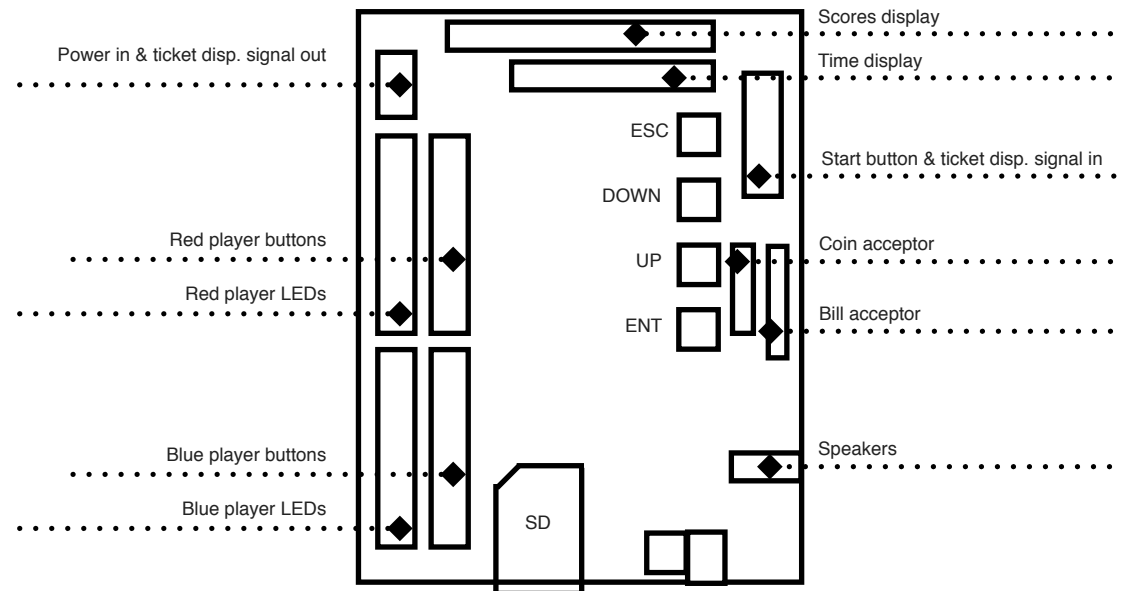
Open the machine, press UP button on the main board to enter settings, close the machine.
 Use lit buttons to navigate and change settings.
 Press UP and DOWN to browse through settings, press ENT to enable value changing, change value with UP and DOWN, apply changes with ENT. Press ESC to exit settings.



		Description
2		Game counter
4		Dispensed tickets counter
21	CAC	Coin acceptor type (serial/parallel)
23	PL1	Credits quantity for one pulse on first channel of coin acceptor
24	PL2	Credits quantity for one pulse on second channel of coin acceptor (if used)
25	PL3	Credits quantity for one pulse on third channel of coin acceptor (if used)
26	PL4	Credits quantity for one pulse from bill acceptor
41	VPL	Machine volume
43	LoD	Button lit time
44	NoL	Lit buttons at one time limit
45	GAT	Game time in seconds
46	FrE	Free play mode
61	tDt	Ticket dispenser mode (continuous /pulse)
62	Tj1	Tickets for winner *
63	Tj0	Tickets for loser *
64	PT1	Extra tickets - first stage point threshold **
65	nT1	Extra tickets - first stage ticket quantity **
66	PT2	Extra tickets - second stage point threshold **
67	nT2	Extra tickets - second stage ticket quantity **
68	PT3	Extra tickets - third stage point threshold **
69	nT3	Extra tickets - third stage ticket quantity **
70	PT4	Extra tickets - fourth stage point threshold **
71	nT4	Extra tickets - fourth stage ticket quantity **
81	CrE	Clear active credits
82	dFL	Restore default settings

* - Set ticket quantity that winner and loser will get when the game is over.

** - Set point threshold and ticket quantity to reward players for reaching high scores.



Warning: Making adjustments or performing procedures other than those specified in your equipment's manual may result in hazardous electric shock.

Warning: The wiring system in the machine is under voltage that is safe in normal use but may be harmful while improper use. For your safety, have all electrical equipment serviced only by an Authorized Service Provider.